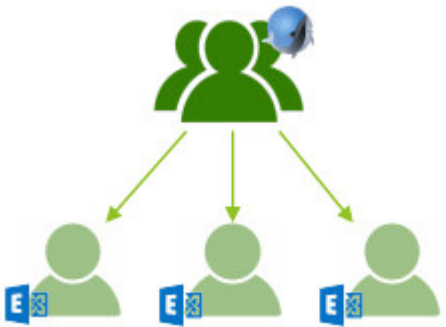

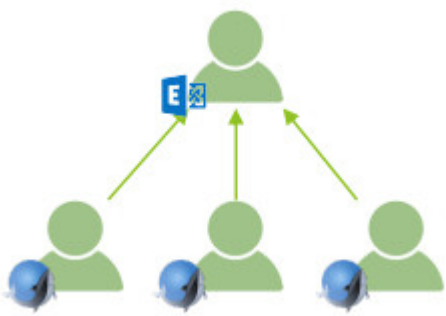



Gestione assegnatari

<p>Gestione compiti a gruppi: Distribuzione dei compiti di gruppo ai loro membri sulle singole account Exchange.</p>	 <p>The diagram illustrates a group of three people (represented by green icons) at the top. Three arrows point downwards from this group to three individual Exchange accounts (represented by green icons with a blue 'E' and a small blue globe icon).</p>
<p>Gestione compiti a gruppi: Gestione delle modifiche da parte dei singoli e aggiornamento dello stato a tutti i membri del gruppo.</p>	 <p>The diagram is similar to the first one, but the leftmost Exchange account has a green checkmark next to it, indicating a successful update or modification.</p>
<p>Possibilità di assegnazione contatti ad un utente specifico di default.</p>	 <p>The diagram shows three individual Exchange accounts at the bottom. Three arrows point upwards from these accounts to a single group of three people at the top, representing the assignment of contacts to a specific user.</p>
<p>Assegnazione contatti ad un gruppo di utenti.</p>	 <p>The diagram is identical to the first one, showing a group of three people at the top with arrows pointing to three individual Exchange accounts below.</p>

Revision #1

Created 2019-11-20 16:03:14 UTC by Admin

Updated 2019-11-20 16:06:41 UTC by Admin