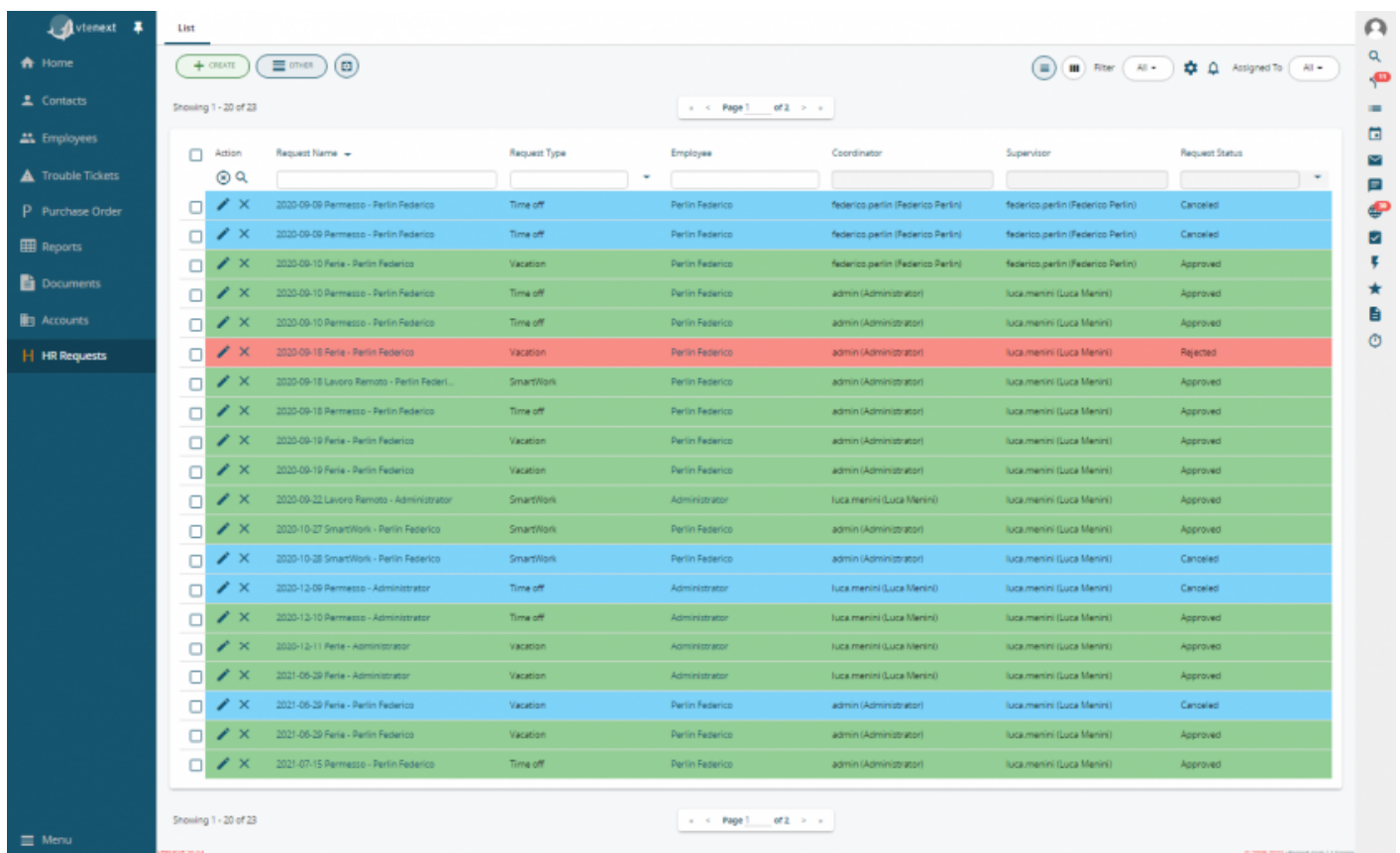


HR Requests - Time off/Vacation/Sick/Smartwork

The HR Requests module lets vtenext users ask for Time offs, Vacations, Sick leaves, and track days of Remote Work through the CRM platform, thus managing everything in a practical way, without making a single phone call. In fact, the requests will be conveyed to the direct manager (**Area Coordinator**) and to the latter's direct supervisor (**Supervisor**) via email.

The module is accessible from the menu at the bottom left and allows, as first thing, to view the history of requests and those still in progress:



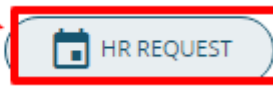
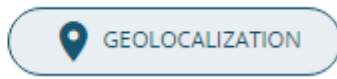
The screenshot displays the vtenext HR Requests module interface. On the left is a dark blue sidebar menu with options: Home, Contacts, Employees, Trouble Tickets, Purchase Order, Reports, Documents, Accounts, and HR Requests (highlighted). The main area shows a 'List' view of requests. At the top of the list, there are buttons for '+ CREATE', 'OTHER', and 'CS'. Below these are filters for 'Request Name', 'Request Type', 'Employee', 'Coordinator', 'Supervisor', and 'Request Status'. The table lists 23 requests, showing columns for Action, Request Name, Request Type, Employee, Coordinator, Supervisor, and Request Status. The requests are color-coded: blue for 'Cancelled', green for 'Approved', and red for 'Rejected'. The table is paginated, showing 'Page 1 of 2'.

Action	Request Name	Request Type	Employee	Coordinator	Supervisor	Request Status
<input type="checkbox"/>	2020-09-09 Permesso - Perlin Federico	Time off	Perlin Federico	federico.perlin (Federico Perlin)	federico.perlin (Federico Perlin)	Cancelled
<input type="checkbox"/>	2020-09-09 Permesso - Perlin Federico	Time off	Perlin Federico	federico.perlin (Federico Perlin)	federico.perlin (Federico Perlin)	Cancelled
<input type="checkbox"/>	2020-09-10 Permesso - Perlin Federico	Vacation	Perlin Federico	federico.perlin (Federico Perlin)	federico.perlin (Federico Perlin)	Approved
<input type="checkbox"/>	2020-09-10 Permesso - Perlin Federico	Time off	Perlin Federico	admin (Administrator)	luca.menini (Luca Menini)	Approved
<input type="checkbox"/>	2020-09-10 Permesso - Perlin Federico	Time off	Perlin Federico	admin (Administrator)	luca.menini (Luca Menini)	Approved
<input type="checkbox"/>	2020-09-18 Permesso - Perlin Federico	Vacation	Perlin Federico	admin (Administrator)	luca.menini (Luca Menini)	Rejected
<input type="checkbox"/>	2020-09-18 Lavoro Remoto - Perlin Federico	SmartWork	Perlin Federico	admin (Administrator)	luca.menini (Luca Menini)	Approved
<input type="checkbox"/>	2020-09-18 Permesso - Perlin Federico	Time off	Perlin Federico	admin (Administrator)	luca.menini (Luca Menini)	Approved
<input type="checkbox"/>	2020-09-19 Permesso - Perlin Federico	Vacation	Perlin Federico	admin (Administrator)	luca.menini (Luca Menini)	Approved
<input type="checkbox"/>	2020-09-19 Permesso - Perlin Federico	Vacation	Perlin Federico	admin (Administrator)	luca.menini (Luca Menini)	Approved
<input type="checkbox"/>	2020-09-22 Lavoro Remoto - Administrator	SmartWork	Administrator	luca.menini (Luca Menini)	luca.menini (Luca Menini)	Approved
<input type="checkbox"/>	2020-10-27 SmartWork - Perlin Federico	SmartWork	Perlin Federico	admin (Administrator)	luca.menini (Luca Menini)	Approved
<input type="checkbox"/>	2020-10-28 SmartWork - Perlin Federico	SmartWork	Perlin Federico	admin (Administrator)	luca.menini (Luca Menini)	Cancelled
<input type="checkbox"/>	2020-12-09 Permesso - Administrator	Time off	Administrator	luca.menini (Luca Menini)	luca.menini (Luca Menini)	Cancelled
<input type="checkbox"/>	2020-12-10 Permesso - Administrator	Time off	Administrator	luca.menini (Luca Menini)	luca.menini (Luca Menini)	Approved
<input type="checkbox"/>	2020-12-11 Permesso - Administrator	Vacation	Administrator	luca.menini (Luca Menini)	luca.menini (Luca Menini)	Approved
<input type="checkbox"/>	2021-06-29 Permesso - Administrator	Vacation	Administrator	luca.menini (Luca Menini)	luca.menini (Luca Menini)	Approved
<input type="checkbox"/>	2021-06-29 Permesso - Perlin Federico	Vacation	Perlin Federico	admin (Administrator)	luca.menini (Luca Menini)	Cancelled
<input type="checkbox"/>	2021-06-29 Permesso - Perlin Federico	Vacation	Perlin Federico	admin (Administrator)	luca.menini (Luca Menini)	Approved
<input type="checkbox"/>	2021-07-15 Permesso - Perlin Federico	Time off	Perlin Federico	admin (Administrator)	luca.menini (Luca Menini)	Approved

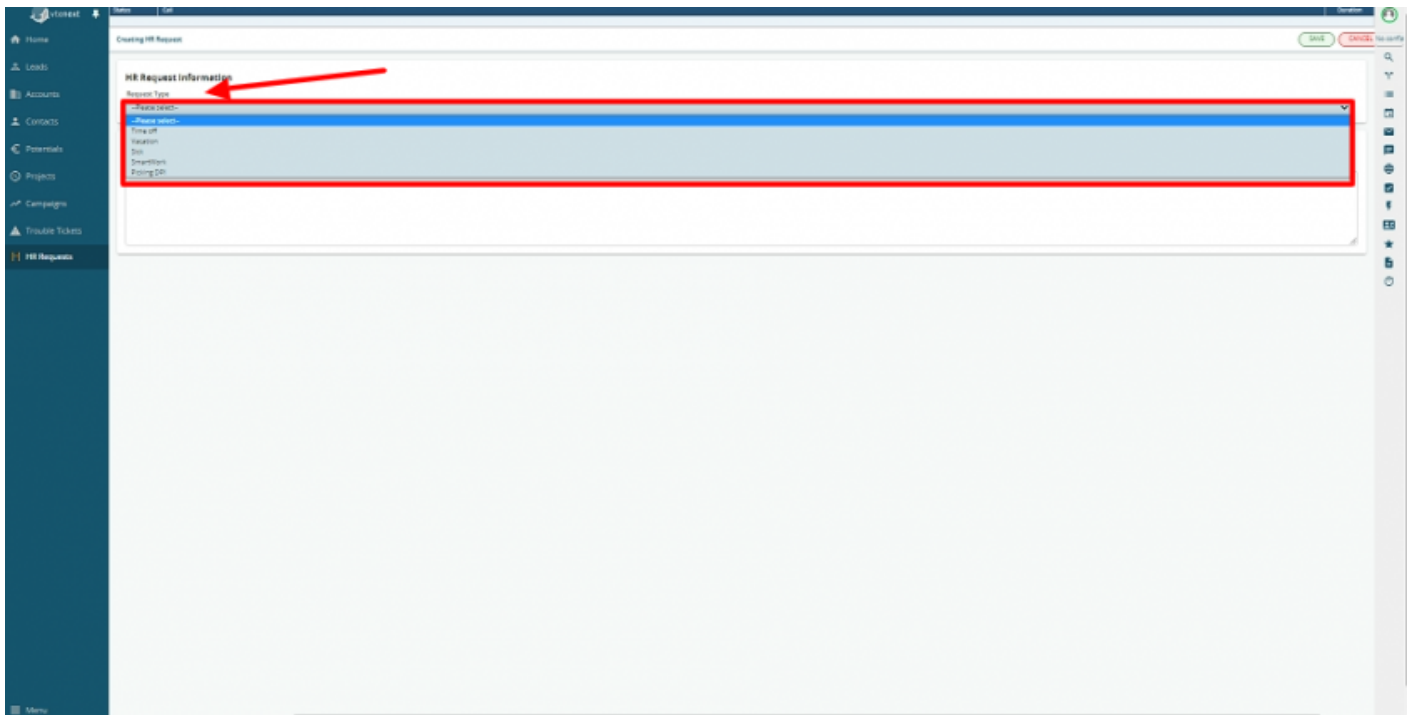
View by list of the HR Requests module

Functioning

To make a new HR Request, the best practice is to start directly from the Calendar, which, thanks to this new module's installation, will have a new button (top left) called HR REQUEST, as visible in the image below.



By clicking on HR REQUEST, it will be possible to land on the selection page and fill in for Time offs, Vacations, Sick leaves or Remote Work.



Creation of an HR Request

In the creation display we can choose, first of all, the Request Type among those available on the picklist. The choice will provide us with different fields that will have to be filled out in order to complete the HR Request. Below is a table synthesizing the available fields depending on the choice made in the drop-down menu.

TIME OFF (if the request lasts for <_ than 2 hours it is automatically approved without a the intervention of a supervisor)	
Start Time Off	Insert the start time for the time off
End Time Off	Insert the end time for the time off
Time Off Date	Insert the date for the time off (only 1 day allowed)
Description Information	Text area for inserting potential notes or communications for one's supervisor

The screenshot shows a 'Create HR Request' form. The left sidebar contains navigation links: Home, Leads, Accounts, Contacts, Potentials, Projects, Campaigns, Travel Tickets, and HR Requests. The main form area has a title bar with 'Save' and 'Cancel' buttons. Below the title bar, there are three main sections: 'HR Request Information' with a dropdown for 'Request Type' (currently set to 'Time Off'), 'Period Information' with fields for 'Start Time Off' (08:00), 'End Time Off' (10:00), and 'Time Off Date' (08-08-2021), and 'Description Information' with a large text area for 'Description'. The form is currently empty except for the default values in the Period Information section.

N.B. it is possible to modify the 2 hours parameter by process

VACATION

Vacation Date Start	Insert the date of vacation start
Vacation Date End	Insert the date of vacation end
Description Information	Text area for inserting potential notes or communications for one's supervisor

SMART WORK

Smart Work Date	Insert the start date of Smart Work (only 1 day allowed)
Smart Work Time Start	Insert the start time of Smart Work
Smart Work Time End	Insert the end time of Smart Work
Description Information	Text area for inserting potential notes or communications for one's supervisor

Creating HR Request

HR Request Information

Request Type: SmartWork

Period Information

SmartWork Time Start: 08:00

SmartWork Time End: 18:00

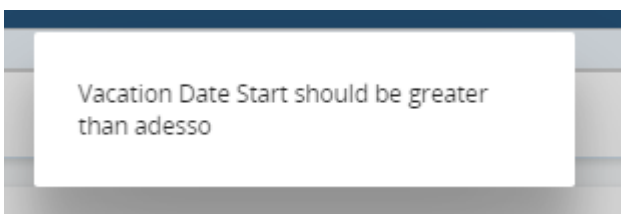
SmartWork Date: 08-09-2021

Description Information

Description:

Once the request is filled out, you can proceed to saving it by clicking on the SAVE button upwards on the right.

Caution: the insertion of the request date must not be equal to today's date, the system will still warn you with a small popup as in the example below.



Popup warning for incorrect date insertion (equal to today's date) detail

At this point, after saving, the request page will appear as in the following image (Vacation request example)

Detailed view of a request (Vacation)

Some essential fields are highlighted in the image, which are necessary for understanding who has made the request and who supervises the eventual confirmation or rejection. In the **COLLABORATOR** field, we see the name of the user that made the request, in the **AREA COORDINATOR** field, we see the person who will eventually confirm or reject such request. In conclusion, notice the **SUPERVISOR** field, who will intervene in case the **AREA COORDINATOR** is not able to respond to the request.

If the HR Request **exceeds 2 days**, it is assigned directly to the Supervisor, thus bypassing the Area Coordinator. Therefore, the Supervisor has **15 days to accept or decline** such request, otherwise it will be automatically reassigned back to the Area Coordinator, who may decide autonomously on behalf of the Supervisor (**these variables can be parameterized through the process in being**).

There is also another block called **Period Information**, which displays possible start and end times/dates of the request and the notice time.

Furthermore, it is also possible to cancel the request by clicking on the **CANCEL HR REQUEST** button, however, this can only be done by the requesting Collaborator.

Warning: as mentioned earlier, the cancellation can only be done by the Collaborator, but the system will not ask for any confirmation, it will directly eliminate the request (thus, do not expect the usual popup asking “Are you sure that you want to cancel?”).

Notice the **Relations on the right** in the details view of the HR Request. There are a number of **Tasks placed on the Calendar** of the people involved (for example, if the Request has been

confirmed, we will find the requested Vacation period both on the Collaborator's and on the Area Coordinator's calendars). Moreover, the **Approval notification emails** that have been sent to the Collaborator and to the Area Coordinator with the summary of the request are linked here too. Both emails will have the Human Resources manager as sender (it is possible to vary such parameter through the process configuration).

HOW THE CONFIRMATION HAPPENS


The Area Coordinator receives an email by process, with a link to directly reach the request and give a response, as in the following picture:

Vacation Approval HR -188

Tuesday 03-08-2021 15:15:18

Details -   

[Translate message](#)

 Alberto Cavallarin

To: **HRManager@**

Goodmorning HR Manager,

we inform you that there is a new Vacation Request to approve from the employee Mark Cheers.

Period Information

05-03-2021 - 09-03-2021

Press [here](#) to approve the request.

Enter [here](#) to verify details about the Vacation Request HR -188.

Admin

Detail of the email sent to the Area Coordinator

PROCESS > 2021-07-25 Vacation - Tom Cheers

SAVE CANCEL

Requested action

Process Information

Warning time: 10h 25m 40s Duration: 1d

HR Request Information

HR Request Number: HR - 25 Employee: Tom Cheers
 Request type: Vacation Creator: admin
 Request Status: To be Approved Priority: Low
 Area Coordinator: Mark (Administration) Supervisor: Juliet Who

Decision

Choice: --Please select--
 --Please select--
 Approve
 Reject

Detailed request confirmation

Once such a request is approved, the Collaborator is in turn notified of the outcome via email (acceptance or rejection with possible justification).

Vacation Approval HR -188

Tuesday 03-08-2021 15:27:19

Details -   

[Translate message](#)



Alberto Cavallarin

To: **Mark.Cheers@**

Good Morning Mark Cheers,

we let you know that your Vacation Request, for the period 05-03-2021 - 09-03-2021, has been approved.

Press [here](#) for more details.

Admin

Detail of the confirmation email sent to the Collaborator

As previously mentioned, after the confirmation of the HR Request, a calendar event (both Collaborator and Area Coordinator) corresponding, in terms of duration, to the requested period, is created.

Revision #10

Created 2 August 2021 13:54:25 by Admin

Updated 3 August 2021 13:49:11 by Alberto