








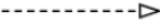



1.2 Simbologia

SIMBOLOGIA

Qui in basso la simbologia utilizzata per creare un diagramma, sono contrassegnati in rosso i simboli al momento non ancora utilizzabili.

		START EVENT E TIMER START EVENT
		END EVENT
		INTERMEDIATE / BOUNDARY EVENT TIMER
		EXCLUSIVE GATEWAY E PARALLEL GATEWAY
		TASK E ACTION TASK
  		CONNETTORI