

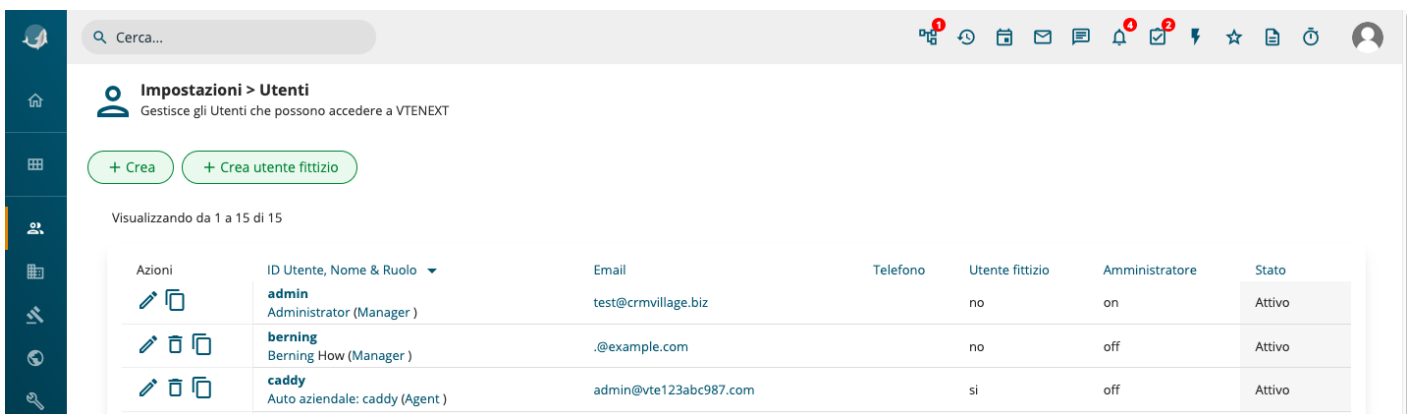
Resource Users

This additional plugin allows the inclusion of "object" users to be invited to the calendar.









- [How the User Resources Plugin Works](#)

How the User Resources Plugin Works

The **User Resources Plugin** allows the creation of "virtual" users, which can be assigned to events or invited to the calendar. A good example of using this function is the creation of **Company Car** users or **Meeting Room** users.



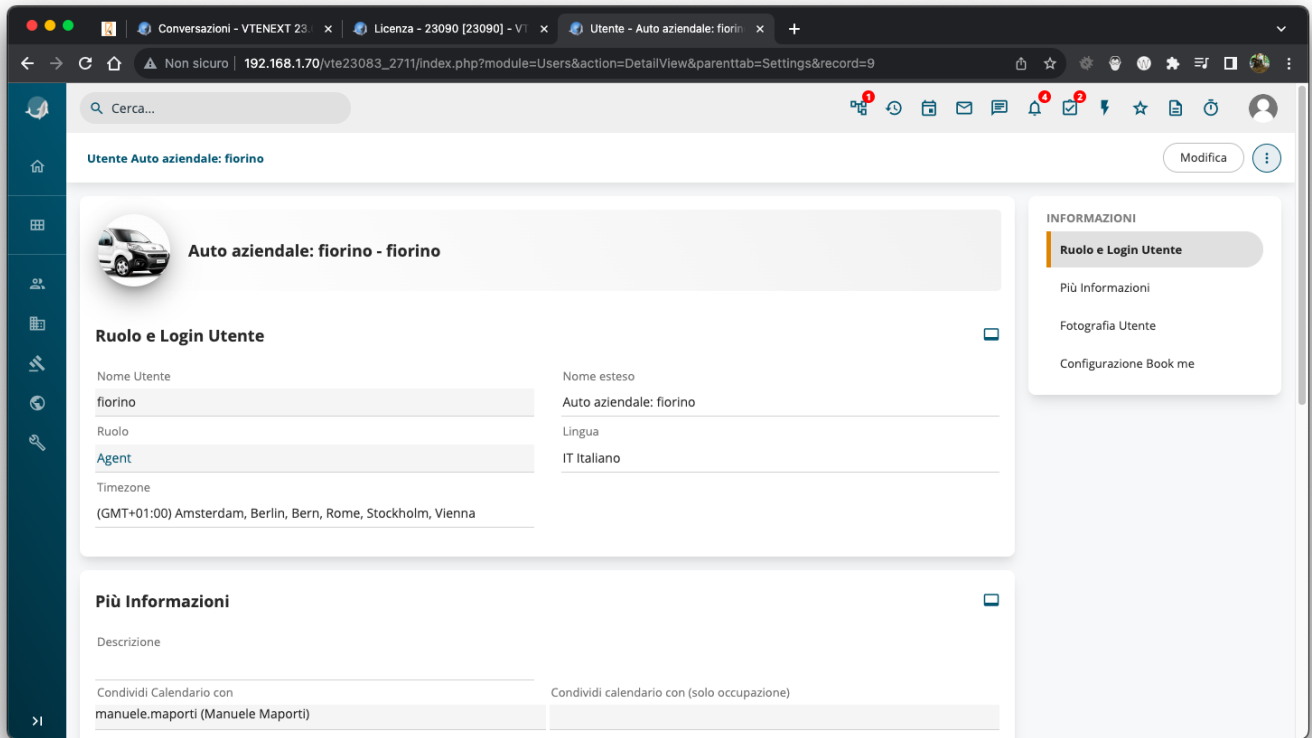
The screenshot shows the 'Impostazioni > Utenti' (Settings > Users) page in Vtenext. It features a sidebar with navigation icons and a top bar with a search field and various utility icons. Below the header, there are two buttons: '+ Crea' and '+ Crea utente fittizio'. A message indicates 'Visualizzando da 1 a 15 di 15' (Showing 1 to 15 of 15). The main content is a table with the following columns: Azioni, ID Utente, Nome & Ruolo, Email, Telefono, Utente fittizio, Amministratore, and Stato.

Azioni	ID Utente, Nome & Ruolo	Email	Telefono	Utente fittizio	Amministratore	Stato
 	admin Administrator (Manager)	test@crmillage.biz		no	on	Attivo
  	berning Berning How (Manager)	.@example.com		no	off	Attivo
  	caddy Auto aziendale: caddy (Agent)	admin@vte123abc987.com		si	off	Attivo

As seen in the screenshot, a new button called "Create Dummy User" is available under **Settings > Users**. This button opens a user creation page, but with fewer fields compared to the standard user creation screen you're used to.

These new users are special because they are **not counted** in the total number of users available based on the license purchased with vtenext, and **unlimited users** can be created.

Additionally, they **cannot log in** to the system or be used in web services, but they remain available for the **bookme** function and for sharing within the calendar. They can be invited to events and can also be assigned to any CRM record.



Example: User Resource created for Company Car booking

In this case, a "virtual" user is created for the company car. This user can be invited to calendar events like meetings, ensuring that the car is reserved at a specific time.