




12.3 Project Tasks









Operations comprise the internal phases of the planning that, once completed, lead to the conclusion of the project.

 Project Tasks (3) - List

Showing 1 - 3 of 3

Add Project Task

Action	Task Name	Start Date	End Date	Progress	Assigned To
 	<input type="text"/>	<input type="text"/>	<input type="text"/>	<input type="text"/>	<input type="text"/>
 	Montaggio e collaudo impianto	03-06-2022	03-06-2022	--none--	mariobianchi12345@gmail.com (Mario Bianchi)
 	Progettazione impianto	03-06-2022	03-06-2022	50%	mariobianchi12345@gmail.com (Mario Bianchi)
 	Sopralluogo per impianto	03-06-2022	03-06-2022	20%	mariobianchi12345@gmail.com (Mario Bianchi)

The user assignee of the operation will be able to update the state of progress of the activity through the Progress and Hours spent fields.

The report will provide an overview of the progress of the planning, both through the list of operations and the Gantt diagram. The colours of the Operations bars in the graph corresponds to the colours chosen for the "Priority" field (drop-down menu), managed directly from Settings>Colouring View by List.

Within the coloured bar, an additional darker coloured bar shows the progress status (based on the Progress field).

Progress

--none--

--none--

10%

20%

30%

40%

50%

60%

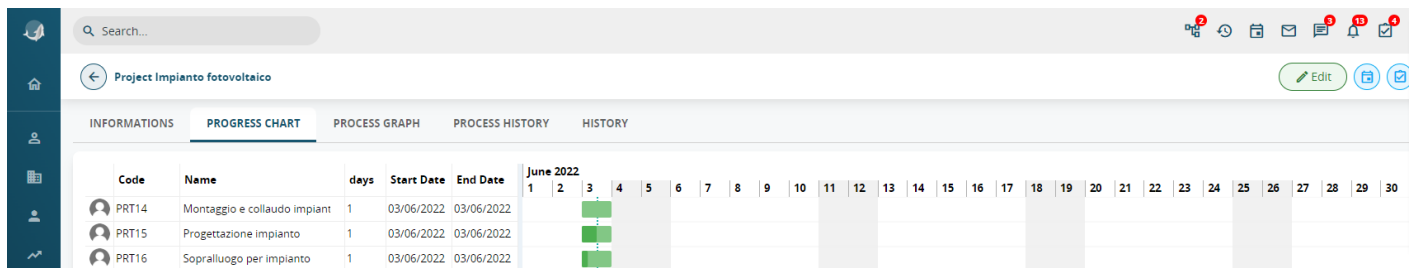
70%

80%

90%

100%

Progress detail



Example of a Planning Chart with multiple Operations

From vtenext 20.04 in the module Project Task we can find the new field “Budget Information” in order to split the service delivery among Project, Pack and Consumptive.

Possible configurations:

Project	<p>Within a project operation, vtenext, counts the foreseen hours according to the Sales Price of the Product/Service sold, dividing it by Price per day reported on the Company record.</p> <p>The automatic completion of the fields: Used Hours, Used Budget and Residual Budget take place when an event is closed setting the value “Held” in the field status. Events must be linked directly to projects task as well as tickets that have been linked to projects task.</p>
Pack	<p>The Operation Pack allows to count a total of sold hours per Product/Service within the field Package Hours. The automatic reduction of Used hours and Residual Hours happen when an event is closed setting the value Held” in the field status. Events must be linked directly to projects task as well as tickets that have been linked to projects task.</p>
Consumptive	<p>Consumptive operation will count the Used Hours and the Used Budget according to the related tasks or tickets. It will automatically insert the number of hours that have to be invoiced, which will vary from the value set manually from the users in the field Invoiced Hours, when an event is closed setting the value "Held" in the field status. Events must be linked directly to projects task as well as tickets that have been linked to projects task.</p>

Within the new section called “ Budget information” there is an automatism which associate each selected service type (Project,Package and Consumptive) to an action of adding/reducing hours inside the reserved fields in the section. The necessary condition to enable the automatism, as above described, is to add a linked event to the project task or alternatively to add an event to a ticket which is linked to the project task in the following ways:

- create an event using the activity tracking tool (play button at the top right of screen);
- create an event by pressing the calendar icon at the top right of screen;
- create an event by selecting the calendar relation on the right part of the screen.

Search...

Account demovte

Edit

Talks

Notes

Accounts Hierarchy

RELATIONS

Targets

Contacts

Potentials

Quotes

Sales Order

Invoice

Activities

Documents

Trouble Tickets

Products

Campaigns

Delivery Notes

Services

Assigned To

qneclklqelozjhwhg@pptrvv.com (Capitan America)

Time created

28-12-2021 16:14:07

Email

Percentuale

0

yes

Time modified

03-06-2022 12:48:24

Creator

qneclklqelozjhwhg@pptrvv.com (Capitan America)

Daily cost (€)

500.00

firma test

No Signature

Address Information

Locate Map

Billing Address

Shipping Address

Billing PO Box

Shipping PO Box

Billing City

Shipping City

Billing State

Shipping State

Billing Postal Code

Shipping Postal Code

Billing Country

Shipping Country

Daily cost field in the Account module

Search...

Project Task Nuovo Progetto

Edit

Talks

Notes

RELATIONS

Documents

Activities

Trouble Tickets

Messages

Processes

Description Information

Description

Budget Information

Service type

Project

Expected hours

0

Used budget (€)

62.50

Sales price (€)

5000.00

Hours used

1

Residual budget (€)

4937.50

Talks

Start a new talk

Notes - Slider

+ CREATE

Detail Project with Project Budget

Project Task Nuovo Progetto

Description Information

Description

Budget Information

Service type	Pack	Sales price (€)	1000.00
Package hours	10	Used hours	3
Residual hours	7		

Talks

Start a new talk

Notes - Slider

+ CREATE

SHORTCUTS

- Talks
- Notes

RELATIONS

- Documents
- Activities
- Trouble Tickets
- Messages
- Processes

Detail Project with Pack Budget

Project Task Nuovo Progetto

Description Information

Description

Budget Information

Service type	Consumptive	Invoiced hours	2
Used hours	3	Used budget (€)	0.00
Hours to be invoiced	1		

Talks

Start a new talk

Notes - Slider

+ CREATE

SHORTCUTS

- Talks
- Notes

RELATIONS

- Documents
- Activities
- Trouble Tickets
- Messages
- Processes

Detail Project with Consumptive Budget

N.B. As the type of Service Delivery varies, vtenext does not recalculate the hours previously used.

Revision #1

Created 2 September 2024 07:59:06 by Admin

Updated 2 September 2024 07:59:06 by Admin