

# 17.6.3 Import new language pack

The module manager allows you to import a new language package. The procedure below sets out the installation steps.


VTENEXT 22.05.1


Settings > Module settings


Manage Module behaviour inside VTENEXT


Standard Modules


Custom Modules


✓  Accounts


✓  Assets


✓  Calendar


✓  Campaigns


✓  Change Log


✓  Charts


✓  Conditionals

✓  Contacts

✓  CustomerPortal

✓  Delivery Notes

✓  Documents

✓  Email


VTENEXT 22.05.1


Settings > Module settings


Manage Module behaviour inside VTENEXT


Standard Modules


Custom Modules


✓  Comunita Energetiche


✓  Configurable products


✓  Lista Prodotti Ordine


✓  Courses


✓  Folders

✓  Employees

✓  Fairs

✓  Gestione Interventi

✓  Job Orders

✓  PDAPLugin

Create new module

VTENEXT 22.05.1

Settings > Module creator

Allows to create custom modules

1 Module information

2 Blocks and fields

3 Default filter

4 Relations

5 Labels

6 Advanced

Cancel

Next >

Insert the basic informations for the new module

Module label

Singular Module label

Module name (automatic)

Main field

Area

Module with products block

The label of the new module

The module's label in the singular form, to identify a single record. For example, if the module is called "Expenses", this label shall be "Expense"

The name of the module, used internally. This field is calculated automatically

The main field for the module, for example "Expense Name"

The Area the module belongs to (optional)

Select the checkbox if the module will have the products block

VTENEXT 22.05.1

© 2008-2023 vtenext.com | License



Home

Calendar

People

Tasks

Tools

Settings

VPN

Help

Search...

42

11

4

27

8

1

1

1

1

1

Settings > Module creator

Allows to create custom modules

Choose the file containing the module you want to import. Once loaded, it will be possible to change its settings before installing it

< Back

Import

Apri

« Desktop » Languages

Cerca in Languages

Organizza Nuova cartella

Nome	Stato
French.zip	✓
Polish.zip	✓
Russian.zip	✓
Spanish.zip	✓

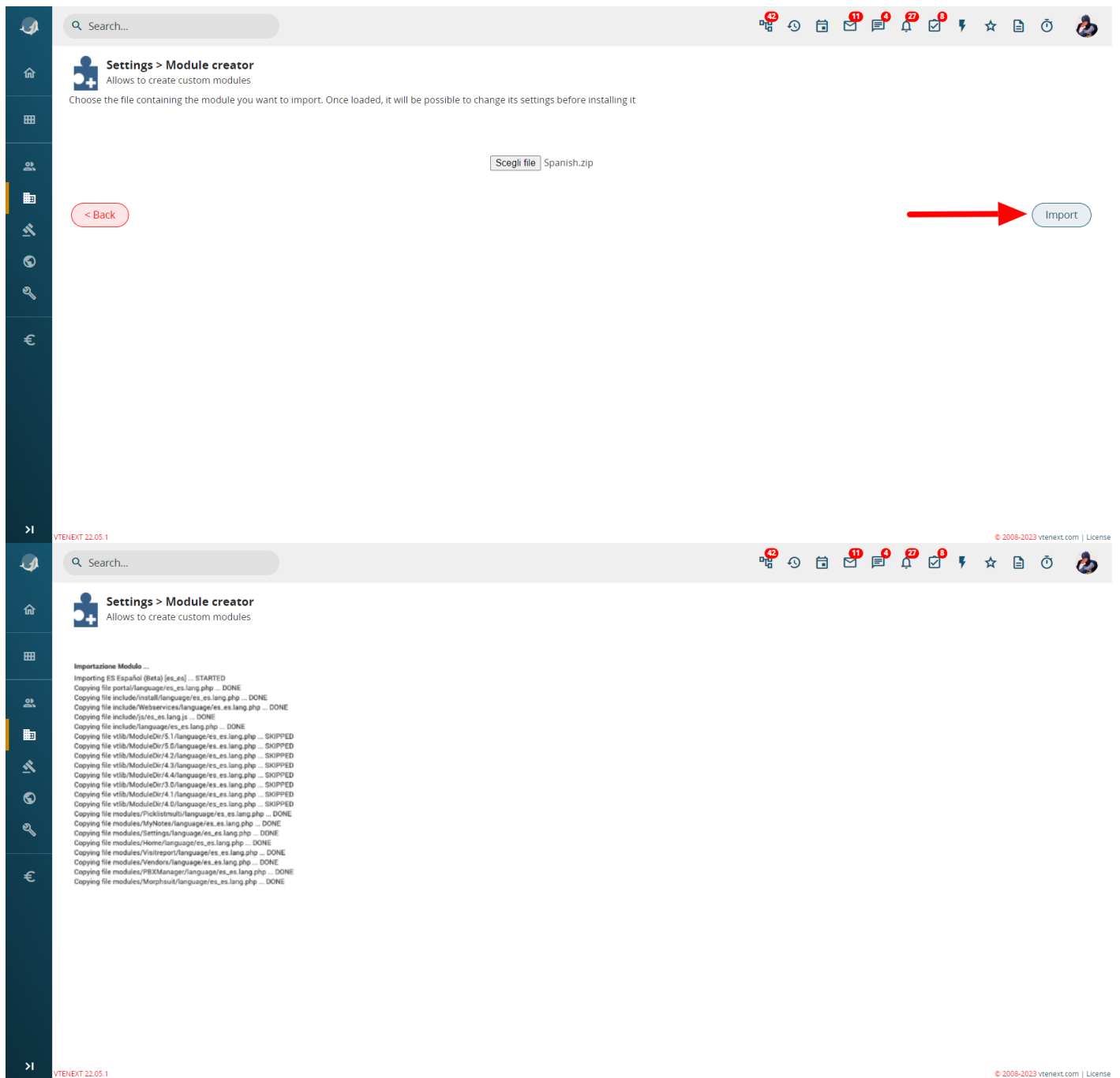
Anteprima non disponibile.

Nome file: Spanish.zip Tutti i file (\*.\*)

Apri Annulla

VTENEXT 22.05.1

© 2008-2023 vtenext.com | License



The new language can be changed in the user preferences.

Search...

42

11

4

27

8

Home

Users

Calendar

Contacts

Alerts

Shopping

S

Grid

Settings

€

>|

Editing User Wayne Bruce

SaveCancel

☒

Status

Active

Currency

Euro

Default Lead View

Today

Menu View

Large

Language

US English

IT Italiano

US English

NL Dutch

DE Deutsch

PT Português

RU Русский (Beta)

PL Polski (Beta)

FR Français (Beta)

ES Español (Beta)

Enable ActiveSync

First Name

Bruce

Last Name

Wayne

Role

Utenza base

Default Module

Home

Theme

next22

Allow generic talks

☒

Notify me via

VTE

Notification Summary

Never

Revision #1

Created 2 September 2024 07:59:11 by Admin

Updated 2 September 2024 07:59:11 by Admin