

# 18.4.1 Logos and Backgrounds

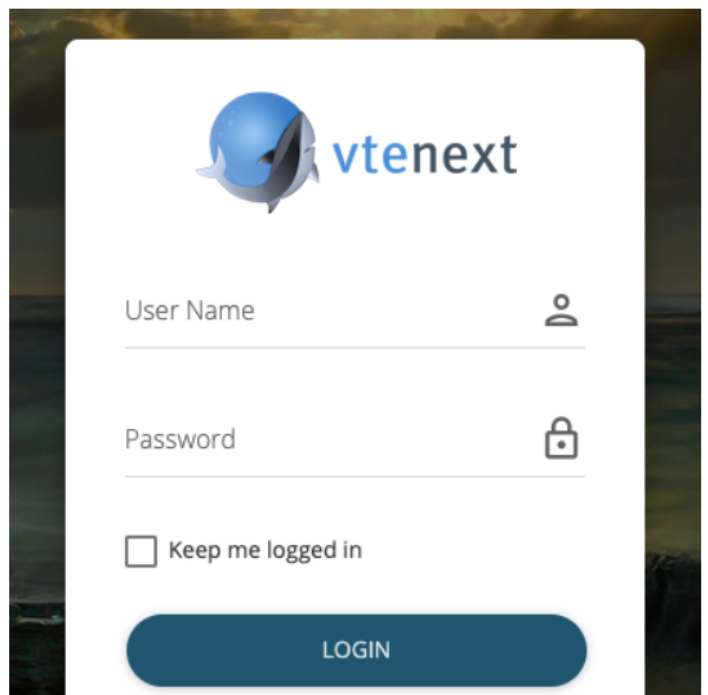
In Settings, you will also find the section for 'Logos,' which allows us to change both the logos for the Access and Login pages, including their backgrounds, as well as the logo within the CRM, located at the top left.

As soon as you access this area, you will be able to:

## Login

Recommended size: 200 x 77px

Nessun file selezionato  
[themes/logos/VTENEXT\_login.png]

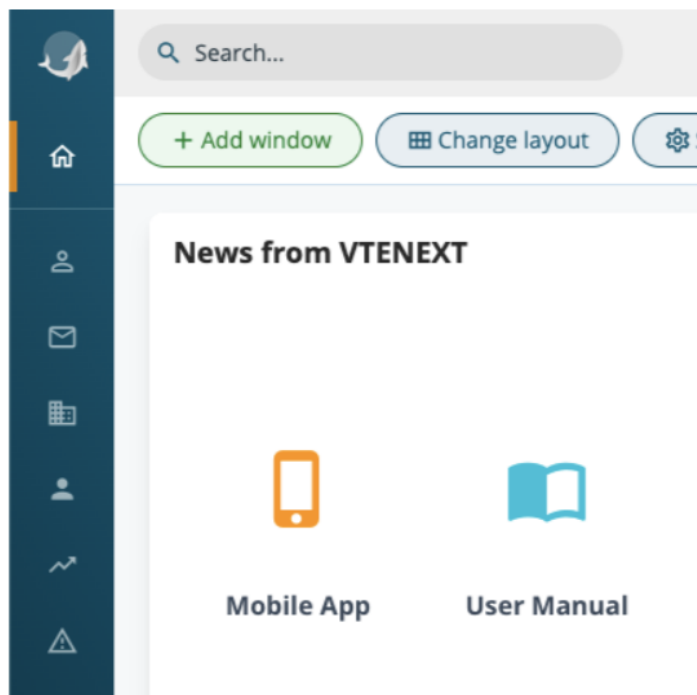


**Change the Login Page Logo, recommended dimensions are 200 x 77 pixels.**

### Closed menu

Recommended size: 32 x 32px

Nessun file selezionato  
[themes/logos/VTENEXT\_toggle.png]

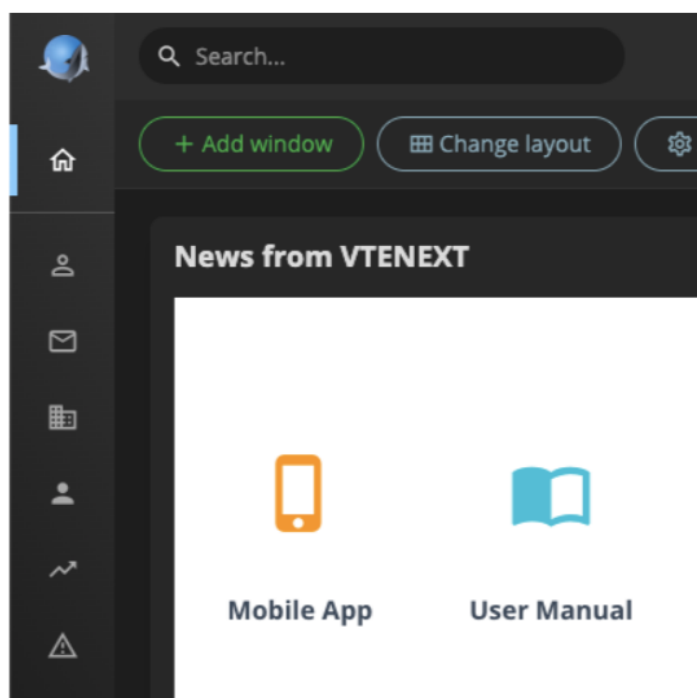


**Change the Logo (LIGHT THEME) within the CRM when the left menu is in collapsed mode, recommended dimensions are 32 x 32 pixels.**

### Closed menu (dark mode)

Recommended size: 32 x 32px

Nessun file selezionato  
[themes/logos/VTENEXT\_toggle\_dm.png]

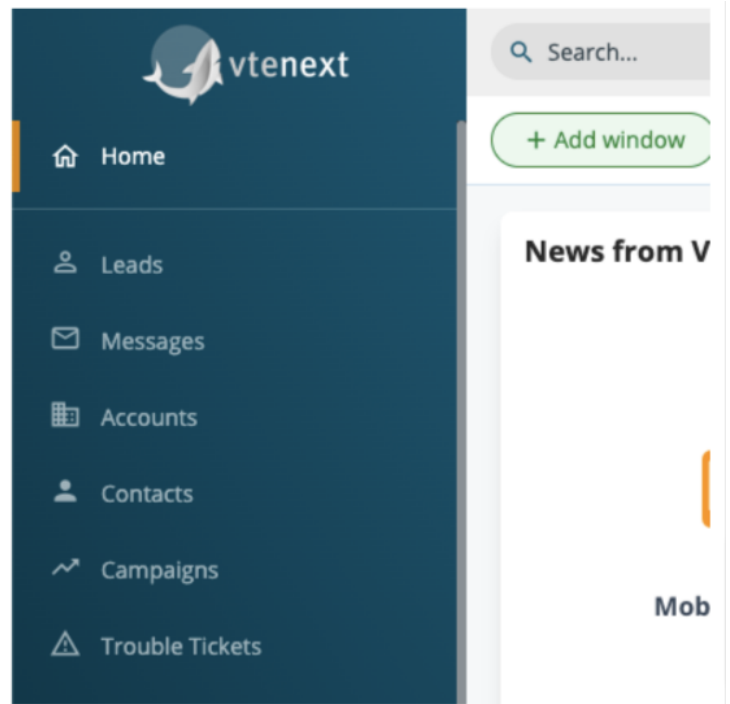


**Change the Logo (DARK THEME) within the CRM when the left menu is in collapsed mode, recommended dimensions are 32 x 32 pixels.**

## Open menu

Recommended size: 129 x 50px

Nessun file selezionato  
[themes/logos/VTENEXT\_header.png]




**Change the Logo (LIGHT THEME) within the CRM when the left menu is in expanded mode, recommended dimensions are 129 x 50 pixels.**

## Open menu

Recommended size: 129 x 50px

Nessun file selezionato  
[themes/logos/VTENEXT\_header.png]

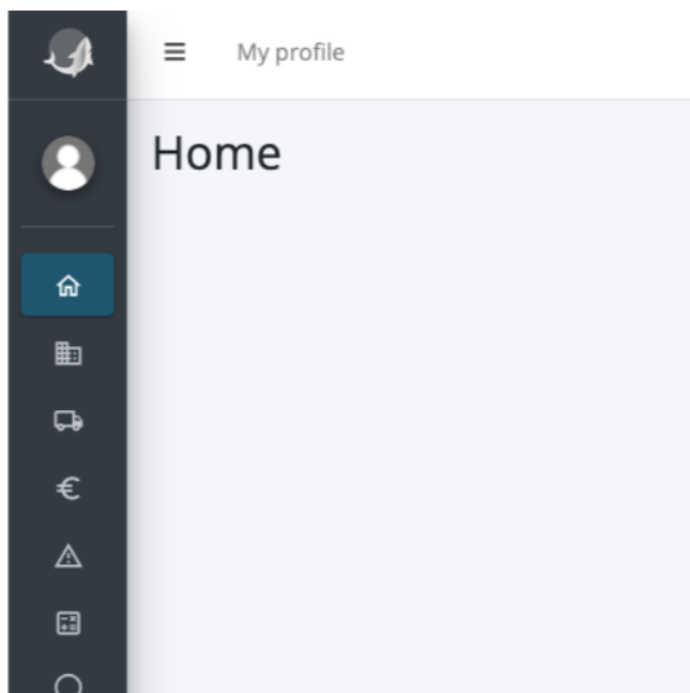


**Change the Login Page Logo for the Customer Portal, recommended dimensions are 200 x 77 pixels.**

### Closed menu in customer portal

Recommended size: 32 x 32px

Nessun file selezionato  
[portal/v2/assets/img/VTENEXT\_toggle.png]

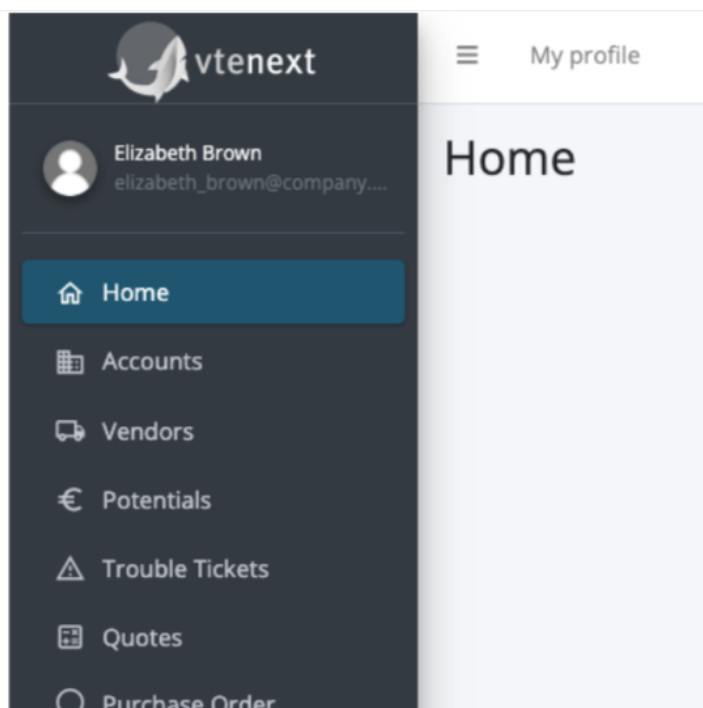


**Change the Logo within the Customer Portal, when the left menu is in collapsed mode, recommended dimensions are 32 x 32 pixels.**

### Open menu in customer portal

Recommended size: 129 x 50px

Nessun file selezionato  
[portal/v2/assets/img/VTENEXT\_header.png]



**Change the Logo within the Customer Portal, when the left menu is in expanded mode, recommended dimensions are 129 x 50 pixels.**

#### Login wallpapers

Upload one or more login wallpapers, every day will change according to the selected mode.  
Recommended size: 1920 × 1200px

Background select mode

Sequential



Furthermore, you can choose a background image for the Login Page, either from the system-provided options or uploaded directly by the admin user. Recommended size is 1920 x 1200 pixels. Changing the order of the image sequence can be done simply by dragging and dropping.

For the Login Page backgrounds, you can choose the background selection mode, which can be:

- **Sequential:** displays the images in the same order as they were uploaded.
- **Random:** displays the uploaded images in a completely random order within this area.

#### Login wallpapers

Upload one or more login wallpapers, every day will change according to the selected mode.  
Recommended size: 1920 × 1200px

Background select mode

Sequential

Sequential

Random



Revision #1

Created 2 September 2024 07:59:13 by Admin

Updated 2 September 2024 07:59:13 by Admin