
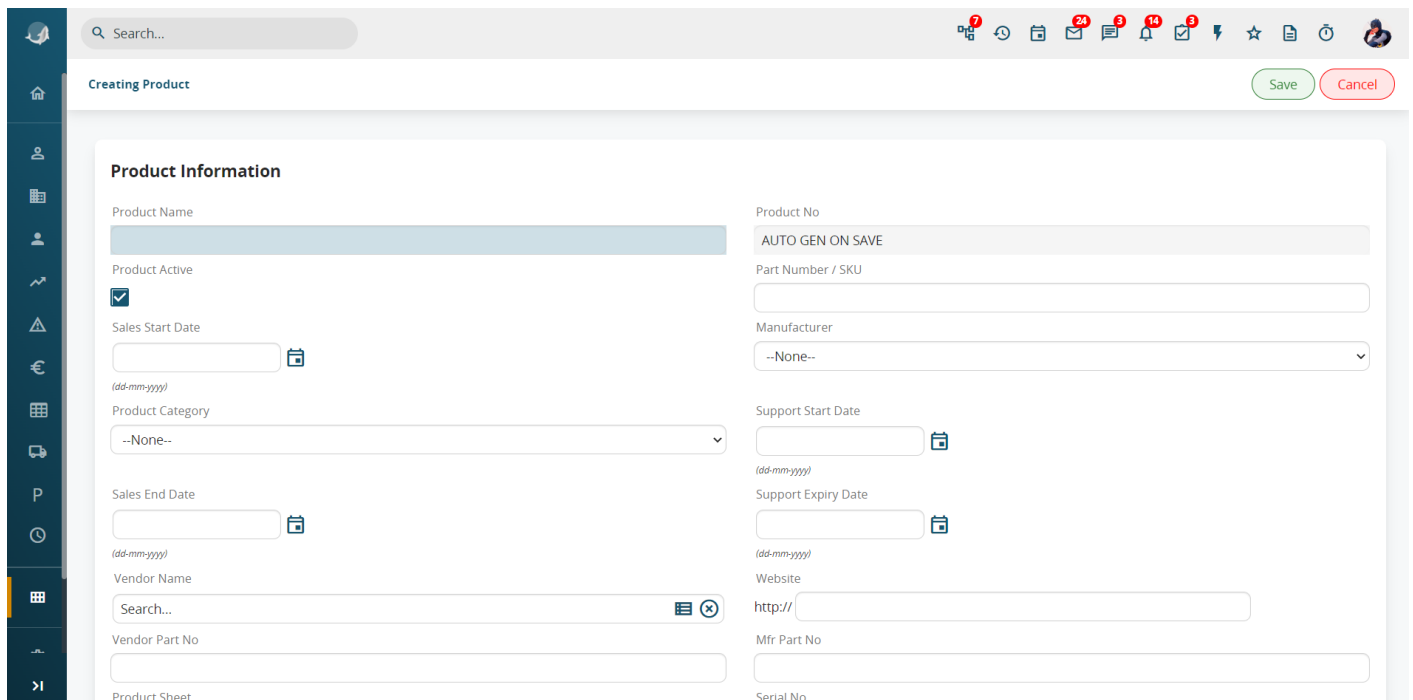


8 Inventory: products, services and price books


To manage the sales process via vtenext, first you must define the products/services catalogue, then the specific price books and product lines. These actions make it possible to manage diversified sales activities, customer types that require price diversification, and the vendors purchasing cycle.

As for the other vtenext modules, to create a product simply click on the  icon in the module.



Key fields:

Product Name	Name of product
Product Code	This value appears in Quotes, Sales Orders, Invoices and Delivery Notes
Vendor	Allows the product vendor record to be linked

Product active	If active, the product is available for sale (this means that inactive products cannot be entered in quotes, orders, etc.)
Unit Price	Unit sale price, proposed in the quote, order, etc.
Unit Cost	Purchase cost
Quantity in Stock	Quantity in stock; this value is decreased on creation of an Invoice and increased on creation of a Purchase Order (in Status = Shipment Received)
Reorder Level	Quantity threshold that triggers a reorder request (by default, it sends an internal notification to the product's assignee, as shown in the image) 

In Pricing Information you can also enter tax and tax percentage, these parameters however requiring an administrator side setting.

- Taxes are defined in Settings > Tax calculation
- Currencies must be defined in Settings > Currency

Pricing Information:

Unit Price: (€)	<input type="text"/>	more currencies »	Commission Rate (%)	<input type="text"/>
Tax Class				Unit cost: (€)
<input type="checkbox"/> VAT (%)				<input type="text"/>
<input type="checkbox"/> Sales (%)				
<input type="checkbox"/> Service (%)				
<input type="checkbox"/> No Tasse (%)				

Revision #1

Created 2026-01-28 14:56:17 UTC by Admin

Updated 2026-01-28 14:56:18 UTC by Admin