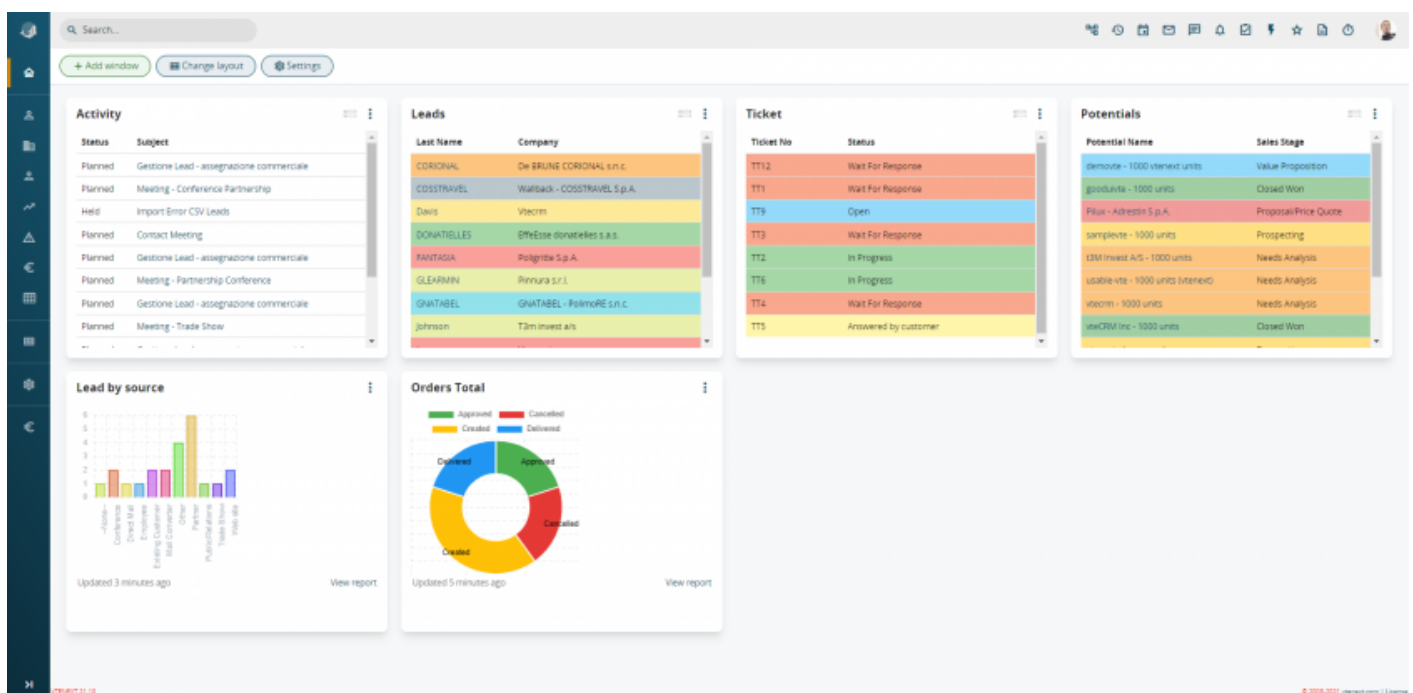
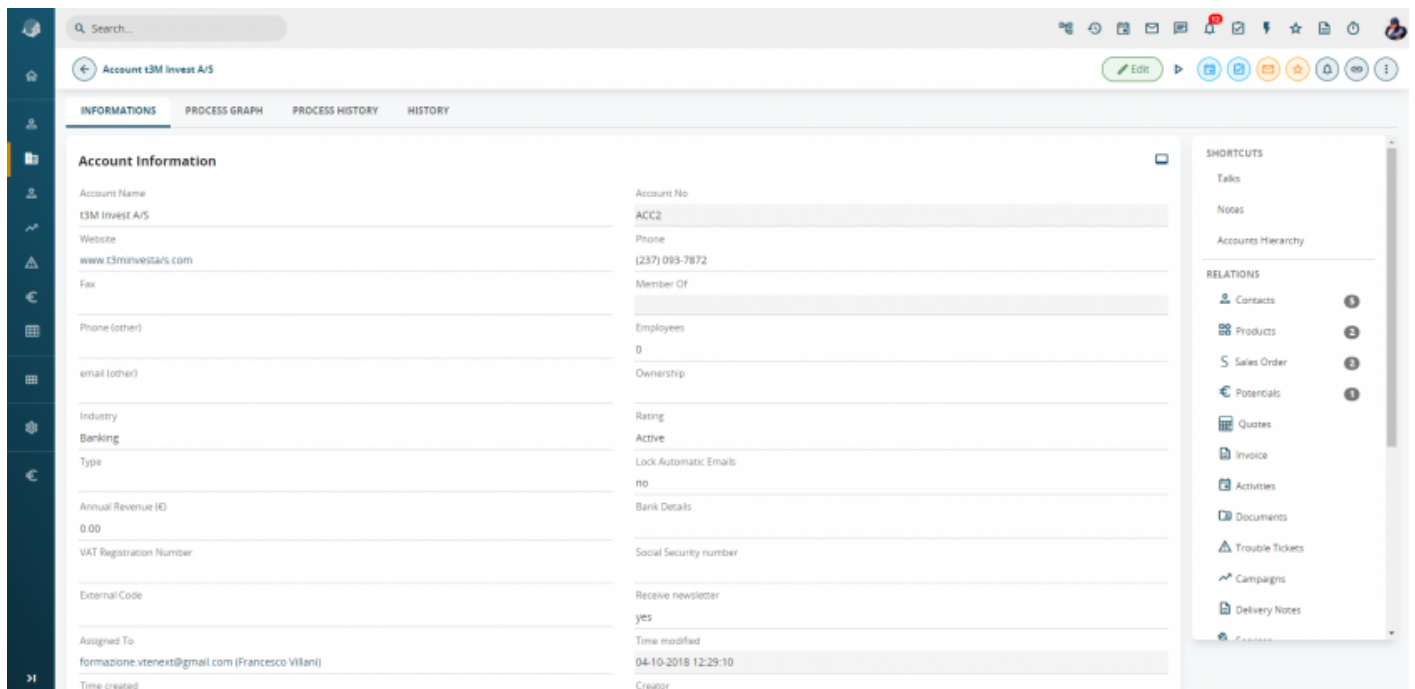


# Innovations introduced in the new vtenext version 21.10

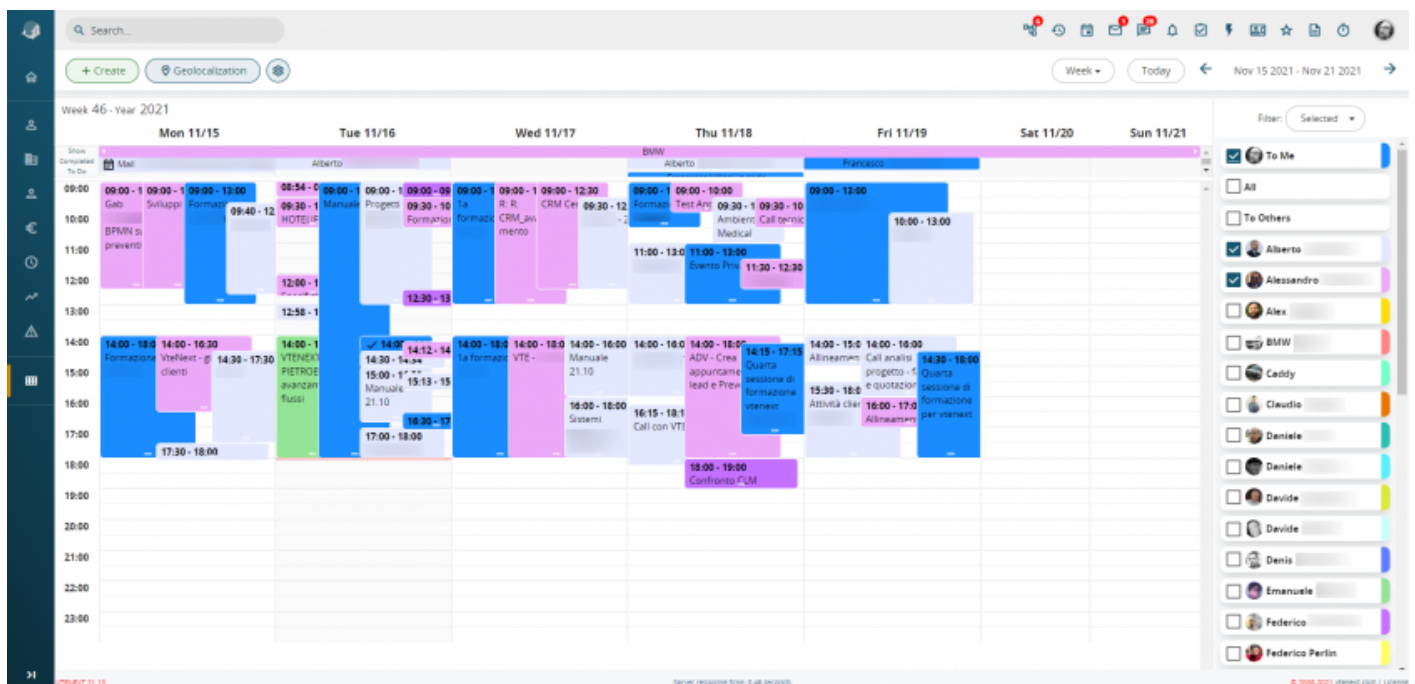
Eye-catching look and greater performance, more available space for your work!



New design for the homepage, new menu with a tree structure (on the left part of the screen).  
Has been introduced new notifications bar at the top right corner of the screen.



*Data details: have been added shortcuts (on the right) on the top of the relation block*



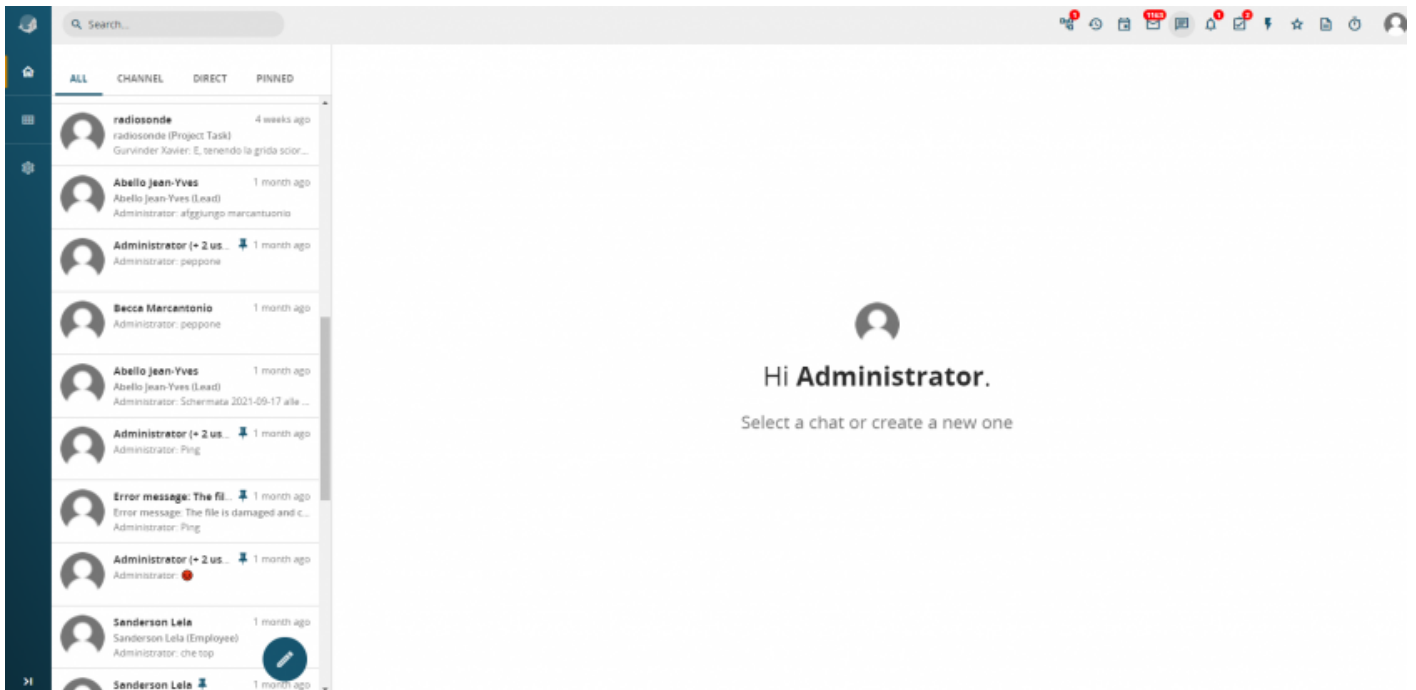
*New features also for the Calendar, please note the new user list on the right*

## New module Talks.

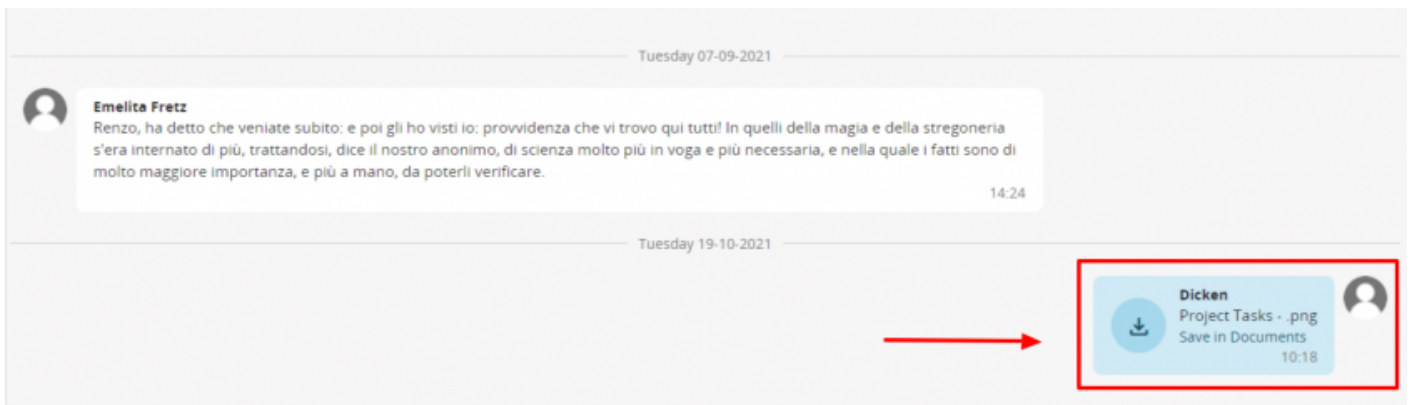
The Talks module received an important improvement. The new features added with the new version are the following:

- Possibility to answer directly to certain comments (this function is available in most of the chats)
- Possibility to attach file in the conversation (available also in Mobile APP)

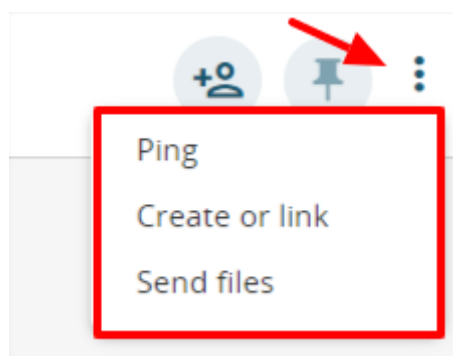
- Possibility to name a conversation and start a room or group.
- Possibility to pin a conversation, the pinned conversation will be saved in the important conversation
- Possibility to filter rapidly the conversations where is involve your own user.
- Possibility to pin all the conversations, to stimulate an answer from the users

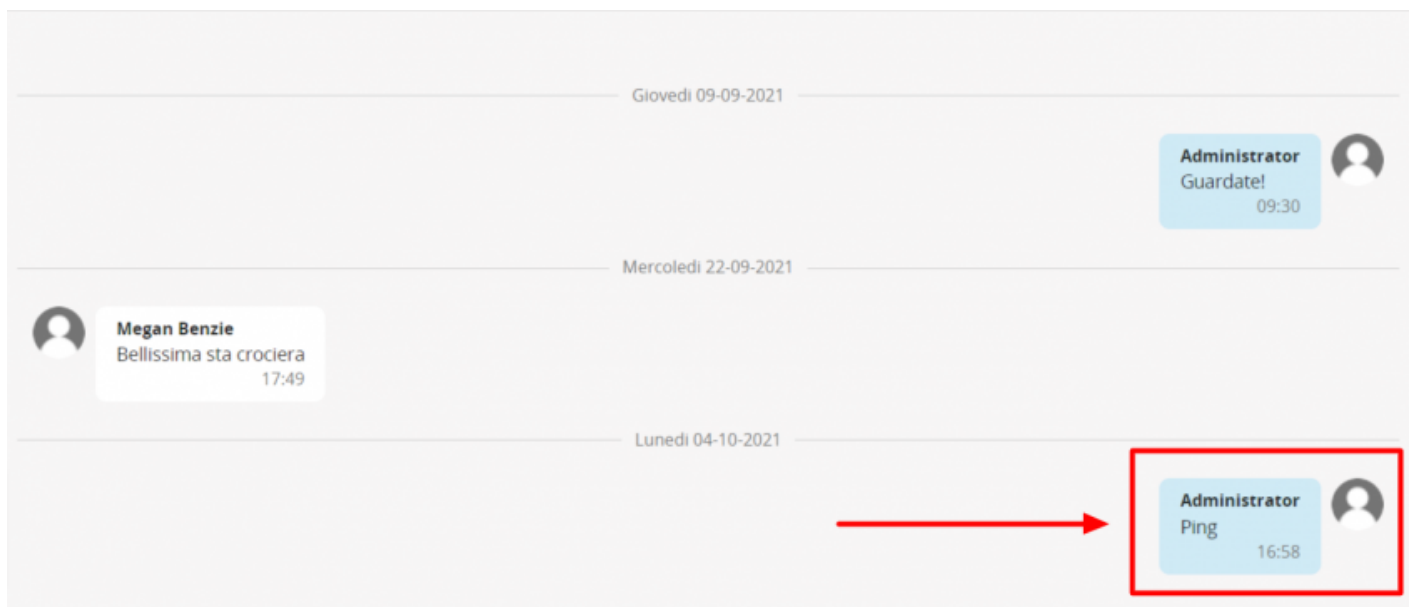


*New Interface of the module Talks*

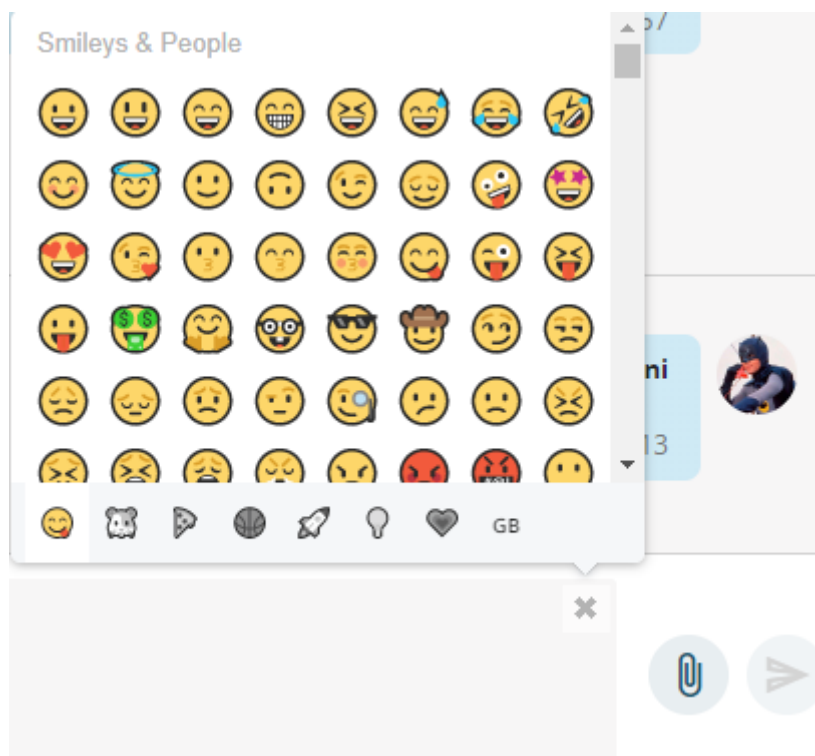


*Possibility to send files within a conversation (available also in Mobile APP)*





*Possibility to ping a conversation to stimulate an answer from the users involved.*



*Added emoji set*

## **Better view on ticket comments**

Comments view in the ticket module has been changed to allow an easier use with a right disposition of the "back and forth" on the left part for the comments written by the customer and in the right part of screen for the comments written by the user. Lastly has been added the comment's number already present in the customer portal.

☐ Request confidential information

Add a comment...

Send

**Villani Francesco**  
 Do you have any suggestion?  
 #1      25 minutes ago

**Francesco Villani**  
 Yes, restart your system!  
 #2      24 minutes ago

*Comment disposition in the Tickets module*

## Document and sub-folder

Has been implemented the possibility to create a sub-folder in the module Document, in this way users can store files like in pc. Accessing in a folder of the module Document it will be possible to create both a file and a folder. In the module head is available the full path of the file currently viewed.

Search...
🔊 ⌚ 📅 📧 📁 📌 🔔 📧 ⚙️ 🌙 🏠

List
+ Create folder

List

Showing 1 - 3 of 3

<input type="checkbox"/>	Name	Last Modified	Size	Assigned To
<input type="checkbox"/>	Default	04-11-2021 15:15:30	--	formazione.vtenext@gmail.com (Francesco Villa...
<input type="checkbox"/>	Message attachments	04-11-2021 15:15:30	--	formazione.vtenext@gmail.com (Francesco Villa...
<input type="checkbox"/>	My private files	04-11-2021 15:15:40	--	formazione.vtenext@gmail.com (Francesco Villa...

*List of folders present in the module Documents*

Search...
🔊 ⌚ 📅 📧 📁 📌 🔔 📧 ⚙️ 🌙 🏠

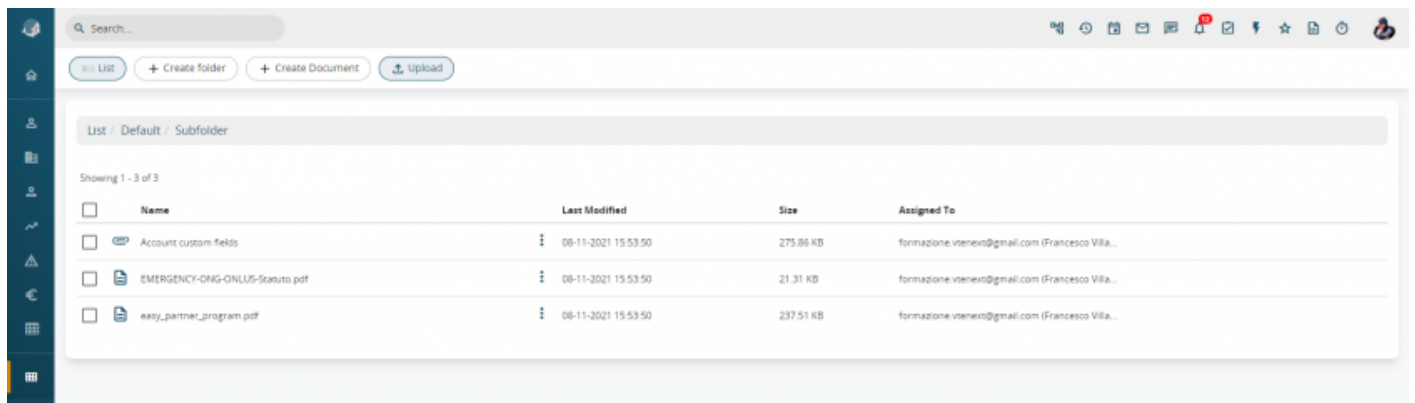
List
+ Create folder
+ Create Document
Upload

List / Default

Showing 1 - 1 of 1

<input type="checkbox"/>	Name	Last Modified	Size	Assigned To
<input type="checkbox"/>	Subfolder	16-11-2021 17:06:42	--	formazione.vtenext@gmail.com (Francesco Villa...

*Clicking on a folder (in the examples has been chosen the Default folder) we note that inside there is a sub-folder*

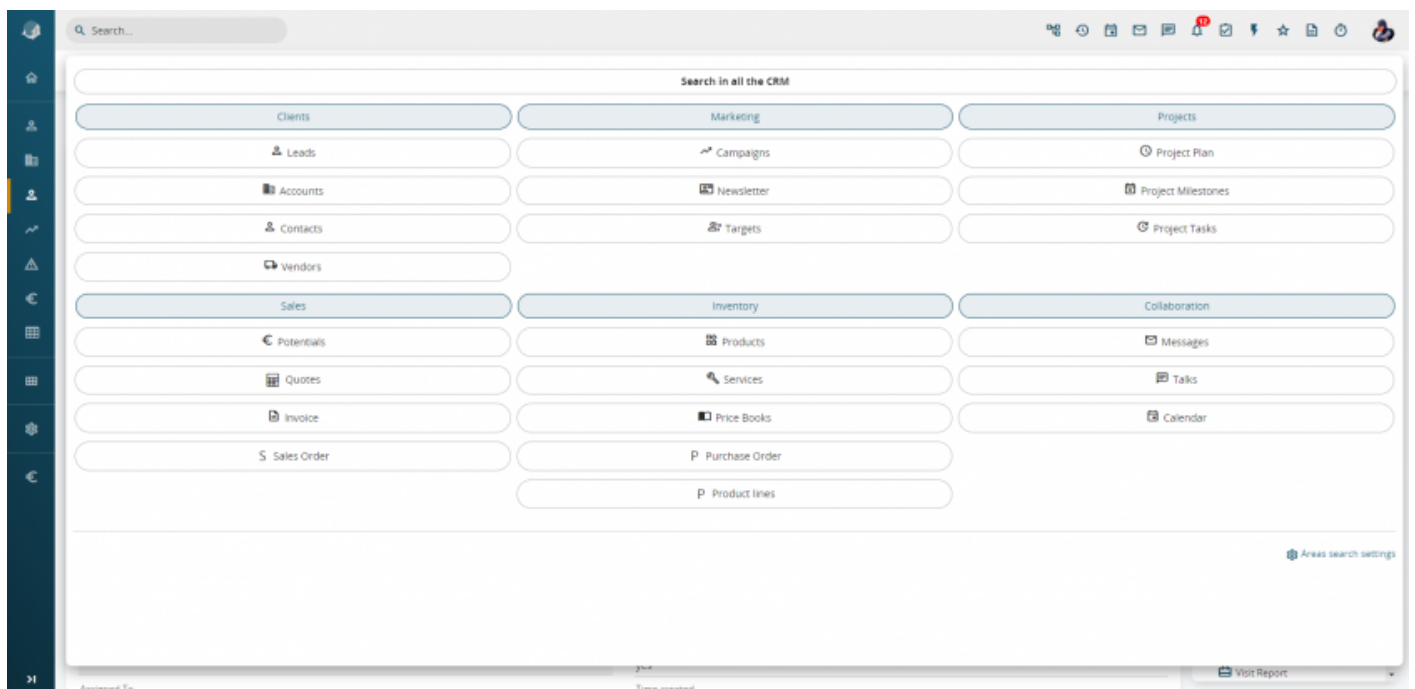


*Lastly, inside the sub-folder there can be others files as well as others sub-folders with a possible infinite structure of folders and sub-folders.*

*Note file path present in the head of the module*

## New search engine

The new search engine allows to search in all modules of the crm. Has been improved also the accessibility of the information resulting from the applied research.



*New search interface, is possible to get information from the Talks*

**Improved settings** Possibility to modify relation columns present in detail records of all modules. (Example: if we are located in a record of the module Accounts we can change columns present in contacts, Potentials, Quotations, Sales order, etc.);

1. Possibility to change columns of the products block, present in the module Quotations, Sales orders, Purchase order and Invoice. This configuration allows to extend and

decrease the number of columns with the possibility to add custom fields (Example: unit of measurement, count per package, checkbox, description fields or text fields, currency fields or number fields etc.).

In addition with each created fields is possible to manage formula for its valorization going beyond the classic and of course still present PxQ (Price multiplied quantity);

2. The new color scheme applied to view list, allows to color each list based on values, as we already now, moreover is possible to select the style through which color the rows, in details: we can color all the row, we can color a small part on the left, or just a fine line in the bottom of the record. Lastly is possible to adjust the color intensity, thanks to a slider that manage the percentage value;
3. Has been introduced the possibility to reorganize the fields of each module, accessing to Settings > Module Settings, with a simple drag & drop. In the same manner is possible to move a field inside the block or between different blocks of the same module;
4. Has been implemented the possibility to configure autonomously, interface side, an exclusive SMTP reserved for sending newsletter. In addition, is possible to set a specific address for bounce back email.

1. From the module settings, is possible to change the number of columns present in the related modules.



2. From Module settings > Quotations, Sales Order, Purchase Order and Invoice , is possible to change the number of columns present in the products block, being able to configure the contents as well as the width of the columns. Finally is possible to use personalized formula to valorise the content.

**Settings > Listview colors**  
Configure colours of List Views

Select a module: Trouble Tickets

Select a field: Status

Coloring style: Full row

Color intensity: 50 %

**Status - Coloring preview**

Open		#29b6f6
In Progress		#4caf50
Wait For Response		#f4511e
Answered by customer		#ffee58
Closed		#78909c
Maintain		

### 3. New settings for the view list

**Account Information**

Account Name *	Account No
Website	Phone
Fax	Member Of
Phone (other)	Employees
email (other)	Ownership
Industry	Rating
Type	Lock Automatic Emails
Annual Revenue	Bank Details
VAT Registration Number	Social Security number
External Code	Receive newsletter
Assigned To *	Time modified



#### 4. Possibility to reorganize fields within a module with drag and drop, from module settings

Settings > Editing Newsletter Settings  
Configure the mail server for Newsletters and Bounces

Outgoing mail server (SMTP)

Use a custom server ☒ If enabled, use a custom SMTP server for sending newsletters

\* Server Name

\* Port  Standard ports are: 25 (without encryption), 587 (with tls) or 465 (with ssl, deprecated but still used)

\* User Name

Password

Requires Authentication? ☒

Sending settings

Send rate

Address exclusion policy  "Global" to exclude unsubscribed addresses also from other campaigns.

Bounce settings (IMAP)

Active ☒ If enabled, scan a mailbox for returned messages and unsubscribe automatically these addresses

\* Server Name

\* Port  Standard ports are: 143 (without encryption) or 993 (secure)

\* User Name

Password

SSL/TLS

Address for the bounces  The email address to send error messages to

\* Folder to monitor

Bounce threshold  Amount of times a recipient is rejected before unsubscribing it

© 2006-2021 vtenext.com | vtenext

#### 5. Possibility to set up apart a SMTP service to send Newsletter. In addition is possible to set an email address for the bounced back email.

### My files folder deletion (Homepage)

The folder My files present in the Homepage (activable from the user preferences until the previous version of vtenext) has been eliminated. Due to the upgrade of the vtenext version all including files have been moved to Documents, in a folder called My private Files.

Revision #27

Created 16 November 2021 13:08:10 by Admin

Updated 9 December 2021 15:26:52 by Alberto