


5.1 Settings Overview

The Settings page can be opened using the icon  at the top right of the Home page, displaying the following information

General Settings (not editable):

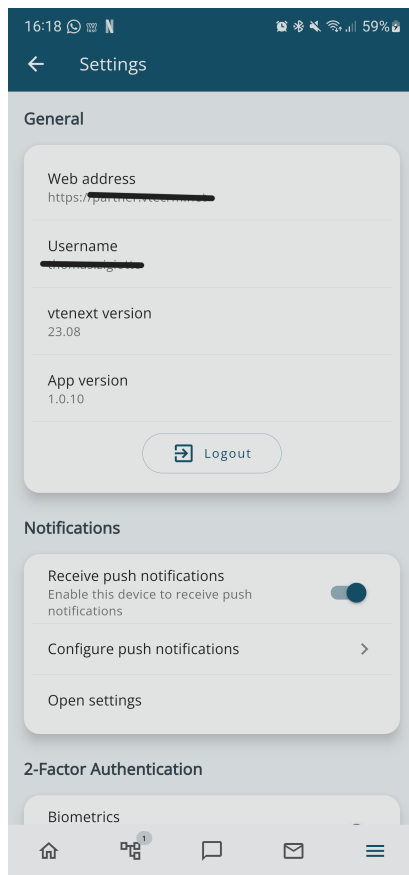
- **Web address:** to which the Wilson for vtenext mobile App connects;
- **Username:** identity of the user who accessed the App;
- **Vtenext version:** the currently installed version of vtenext on your server or cloud;
- **App version:** the version currently in use of the Wilson for vtenext App;

Notifications:

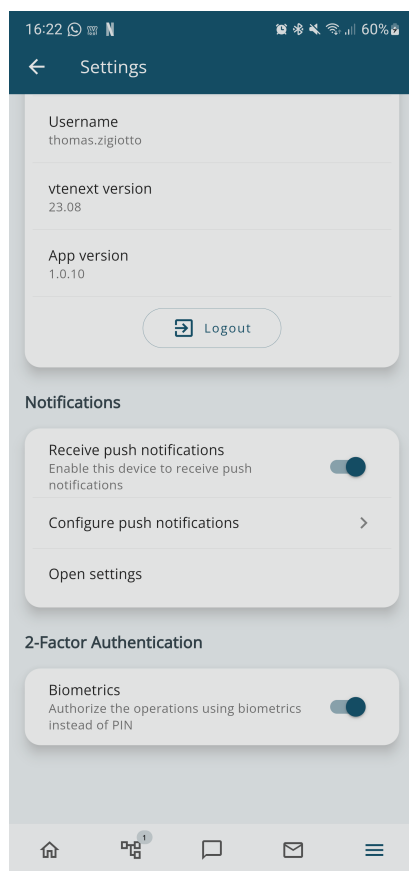
- **Receive push notifications:** enable or disable push notifications (only if they have been previously activated from the web settings);
- **Configure push notifications:** you can choose for which modules to receive notifications, set a customized time range to receive them, and choose whether to be simultaneously notified or not when using the web application;
- **Open settings:** to enable or block notifications and to activate or deactivate the notification badge on the mobile device;

Two-factors Authentication (2FA):

- **Biometrics:** enable or disable access to the app and other actions that can be performed with the app using fingerprint recognition instead of the device PIN;



Settings detail view 1



Settings detail view 2

Revision #4

Created 14 July 2022 13:07:14 by Admin

Updated 29 August 2023 14:23:38 by Thomas